

## IMPORTANT NEWS FOR FLORIDA LAB LICENSE RENEWALS

Information provided by the Florida Board of Dentistry

### Dental Lab CE Rule Change

Dear Dental Lab Owner or Designee,

There is an important upcoming change to your continuing education requirements. Effective January 31, 2018, the Department of Health will accept proof of certification by the National Board for Certification in Dental Laboratory Technology to satisfy your continuing education requirements of Rule 64B27-1.003, F.A.C.

#### **64B27-1.003 Continuing Education Requirements.**

*(6) Owners or designated employees that are certified by the National Board for Certification in Dental Laboratory Technology as a Dental Laboratory Technician during the biennium can demonstrate compliance with the continuing education requirements of this rule by entering his or her Certified Dental Technician certification number and submitting a copy of his or her active certification card in the CE tracking system.*

The full text of the rule can be found [here](#).

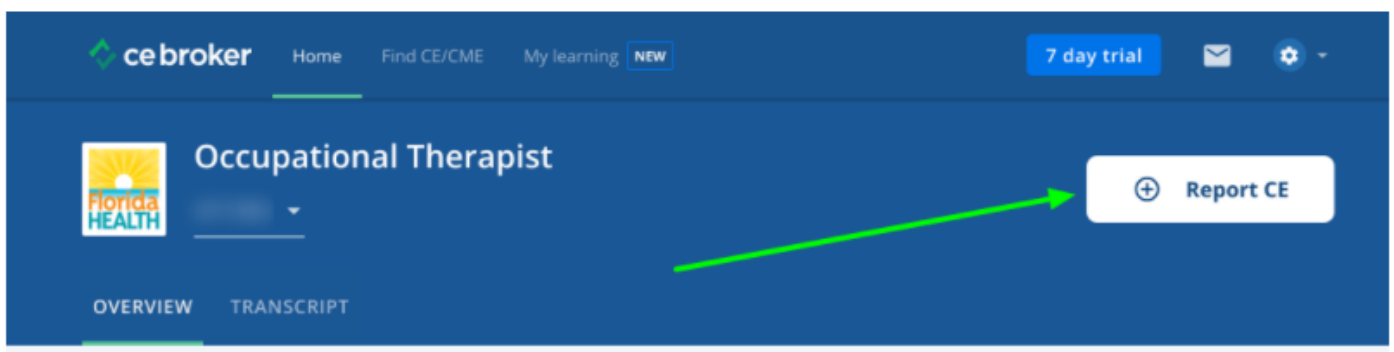
Additional rule changes to Rules 64B27-1.001, F.A.C. and 64B27-1.002, F.A.C. are effective January 31, 2018. These changes can be found [here](#).

Sincerely,

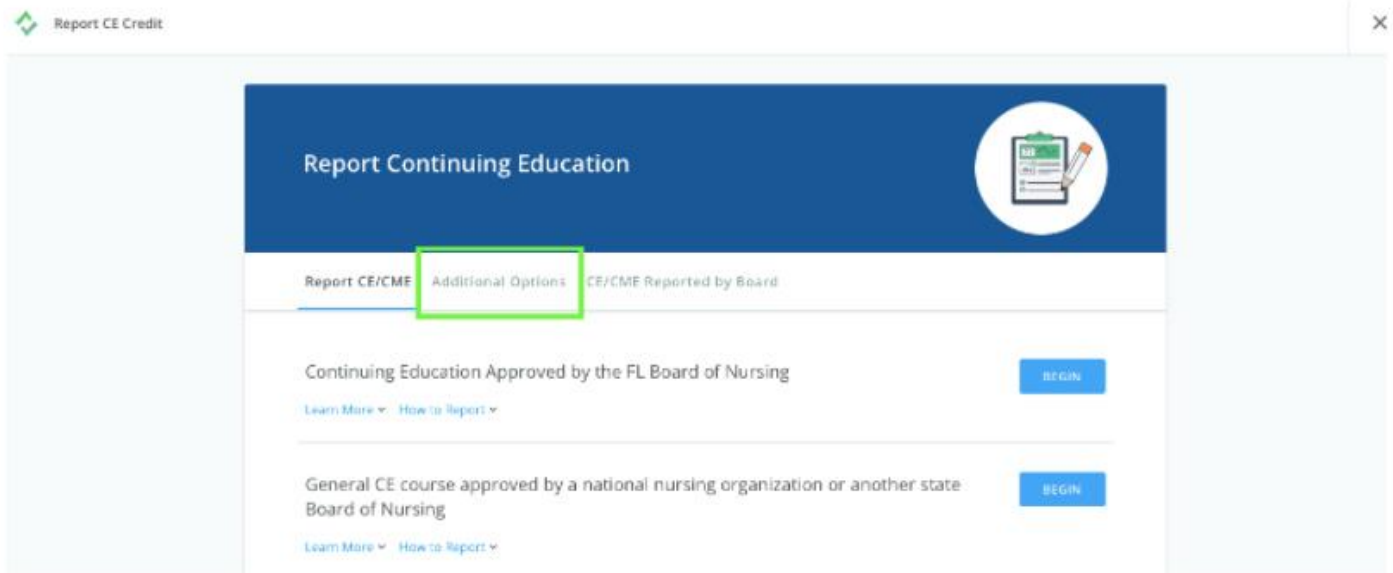
Board of Dentistry

### How do I report my CDT information?

- 1) To report your CDT information, go to [www.cebroker.com](http://www.cebroker.com) and log onto your account.
- 2) Click **Report CE**.



3) Click on the **Additional Options** tab.



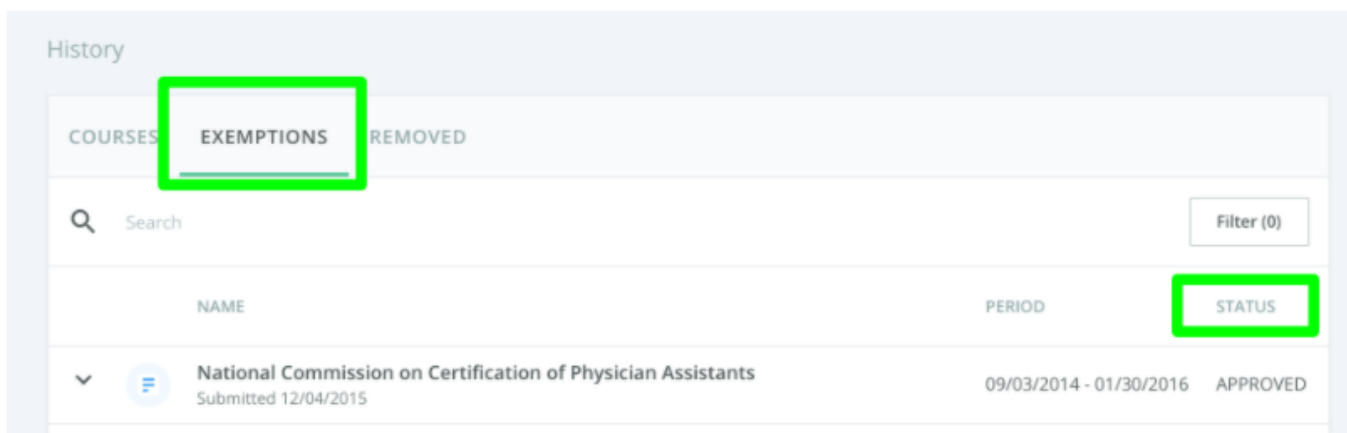
4) Select the licensing period for which you are reporting the exemption.

\*\*\*Dropdown should read 3/1/2020 – 2/28/2022 for your license period\*\*\*

5) Click **Begin** next to the appropriate option to report your exemption.

6) Answer the questions as prompted and click Continue to advance the submission form. Please attach supporting documentation (copy of your CDT card in good standing).

To check the status of a reported exemption, view your CE Broker Course History. Approval times vary by board, so we recommend waiting at least one week for your request to process.



**Once you have received a “complete” status on your CE Broker account, you are now ready to renew your license through the Florida Department of Health, Board of Dentistry. Please follow instructions below.**



1. Go to <http://www.flhealthsource.gov> and click the “Account Login” button in the top right hand corner of the page.
2. Click the “Returning Business Establishment/School” button.
3. Enter your User ID\*\* and Password\*\*, then click the “Login” button.
4. Confirm or update your MQA Services Account email address, then click the “Continue” button.
5. You are now in the Dashboard. During renewals, a “Renew My License” option will populate no later than 90 days prior to your license expiration date. (Note: If you do not see the “Renew My License” option, please check back at a later time.)

\*\*Please use the “Forgot User ID?” or “Forgot password?” link if you do not recall your user ID or password.

If you need assistance with the registration process, please contact the Florida Department of Health, Board of Dentistry directly at [MQAOnlineService@FLHealth.gov](mailto:MQAOnlineService@FLHealth.gov) or (850) 488-0595.